









| Image | HHM ID | Address | Use | Year Built | Type/Form | Stylistic Influence(s) | Prior Designation(s) | Priority | NRHP Recommendations | Potential NR District |
|--|--------|----------------|-------------|--|--|---------------------------------|-----------------------------|----------|---|--|
|  | 94653 | 1316 W Main St | Residential | ca. 1925 Source: In field estimate | Single-family house / Bungalow | Craftsman | | Med | Recommended contributing to a NRHP district | Contributing, West End Historic District Extension 2 |
|  | 94874 | 1404 W Main St | Residential | ca. 1900 Source: In field estimate | Single-family house / Modified L-plan | Queen Anne | | Med | Recommended contributing to a NRHP district | Contributing, West End Historic District Extension 2 |
|  | 94880 | 1408 W Main St | Residential | ca. 1900 Source: In field estimate | Single-family house / Modified L-plan | Queen Anne, Folk victorian | Individually listed on NRHP | High | Recommended contributing to a NRHP district, Recommended maintain previous NRHP designation | Contributing, West End Historic District Extension 2 |
|  | 94815 | 1413 W Main St | Residential | ca. 1968 Source: Appraisal district | Senior home | No stylistic influences visible | | Low | Recommended not eligible for a NRHP designation | |
|  | 94886 | 1500 W Main St | Residential | 1895 Source: Marker | Single-family house / Modified L-plan | Queen Anne | Individually listed on NRHP | High | Recommended contributing to a NRHP district, Recommended maintain previous NRHP designation | Contributing, West End Historic District Extension 2 |
|  | 94892 | 1502 W Main St | Residential | 1910 Source: Marker | Single-family house / Square plan hipped-roof | Classical Revival | | Med | Recommended contributing to a NRHP district | Contributing, West End Historic District Extension 2 |
|  | 94901 | 1507 W Main St | Residential | ca. 1905 Source: In field estimate | Single-family house / Modified L-plan | Folk Victorian | | Med | Recommended not eligible for a NRHP designation | |
|  | 93926 | 105 Maledon St | Residential | ca. 1950 Source: In field estimate | Single-family house / Bungalow | Minimal Traditional | | Low | Recommended not eligible for a NRHP designation | |
|  | 93927 | 107 Maledon St | Residential | ca. 1950 Source: Appraisal district | Single-family house / Bungalow | No stylistic influences visible | | Med | Recommended not eligible for a NRHP designation | |