









Image	HHM ID	Address	Use	Year Built	Type/Form	Stylistic Influence(s)	Prior Designation(s)	Priority	NRHP Recommendations	Potential NR District
	94322	1012 W Main St	Residential	ca. 1910 Source: In field estimate	Single-family house / Square plan hipped-roof	Colonial Revival, Queen Anne	Contributing to a NRHP district (West End Historic District)	Med	Recommended contributing to a NRHP district	
	94333	1015 W Main St	Residential	ca. 1905 Source: In field estimate	Single-family house / Modified L-plan	Queen Anne, Craftsman	Contributing to a NRHP district (West End Historic District)	Med	Recommended contributing to a NRHP district	
	94260	1016 W Main St	Residential	ca. 1905 Source: In field estimate	Single-family house / Modified L-plan	Folk Victorian	Non-contributing to a NRHP district (West End Historic District)	Low	Recommended non-contributing to a NRHP district	
	94299	1017 W Main St	Residential	ca. 1961 Source: Appraisal district	Single-family house / Ranch	Ranch Style	Non-contributing to a NRHP district (West End Historic District)	Low	Recommended non-contributing to a NRHP district	
	94259	1020 W Main St	Residential	1891 Source: Marker	Single-family house / Modified L-plan	Queen Anne	Contributing to a NRHP district (West End Historic District)	High	Recommend maintaining previous NRHP listing	
	94341	1021 W Main St	Residential	ca. 1920 Source: In field estimate	Single-family house / Bungalow	Craftsman	Contributing to a NRHP district (West End Historic District)	Med	Recommended contributing to a NRHP district	
	94257	1022 W Main St	Residential	ca. 1894 Source: In field estimate	Single-family house / Irregular plan	Queen Anne	Contributing to a NRHP district (West End Historic District)	High	Recommend maintaining previous NRHP listing	
	94345	1025 W Main St	Residential	ca. 1925 Source: In field estimate	Single-family house / Bungalow	No stylistic influences visible	Non-contributing to a NRHP district (West End Historic District)	Low	Recommended non-contributing to a NRHP district	